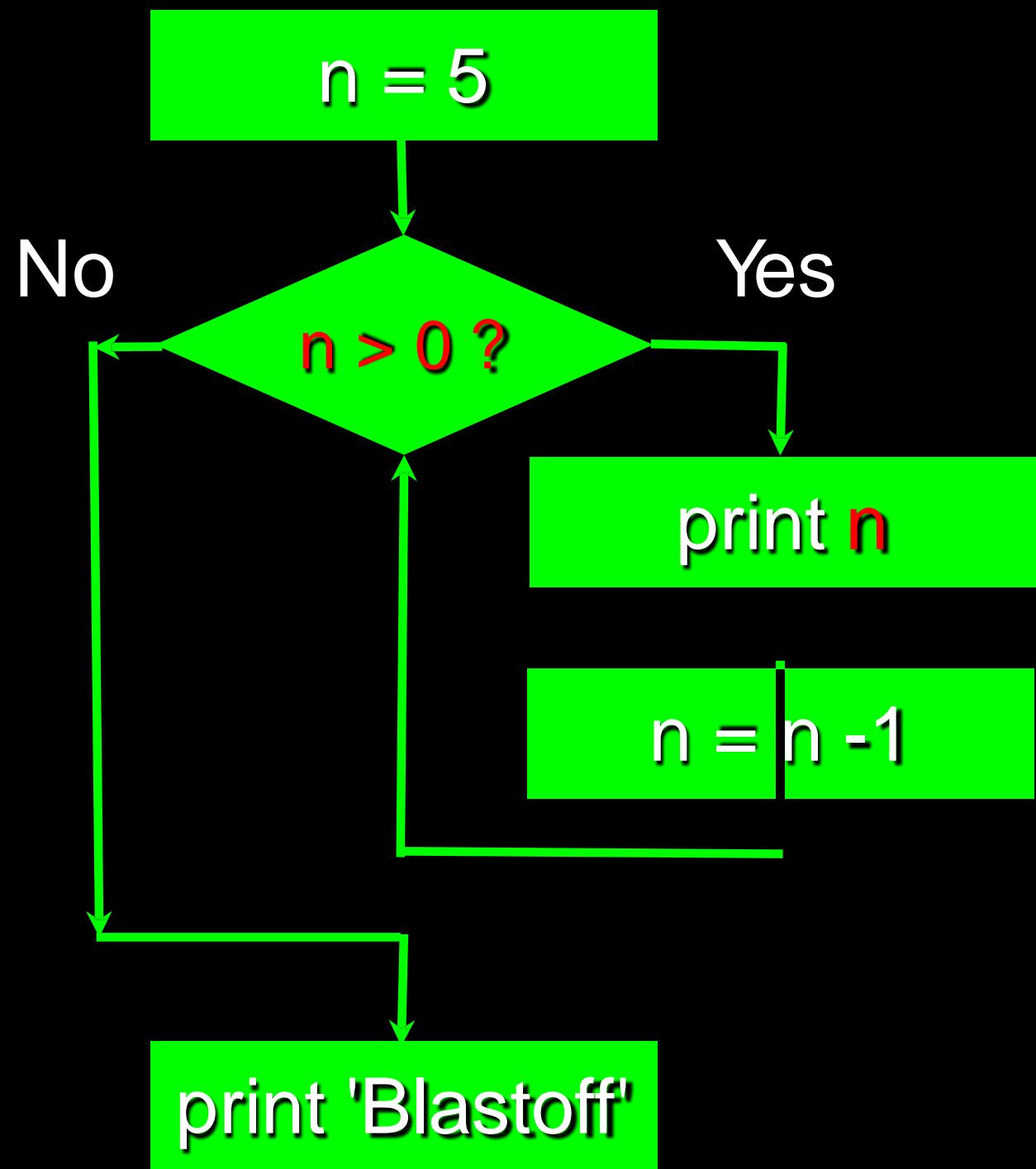


Python - Loops and Iteration

Repeated Steps



Program:

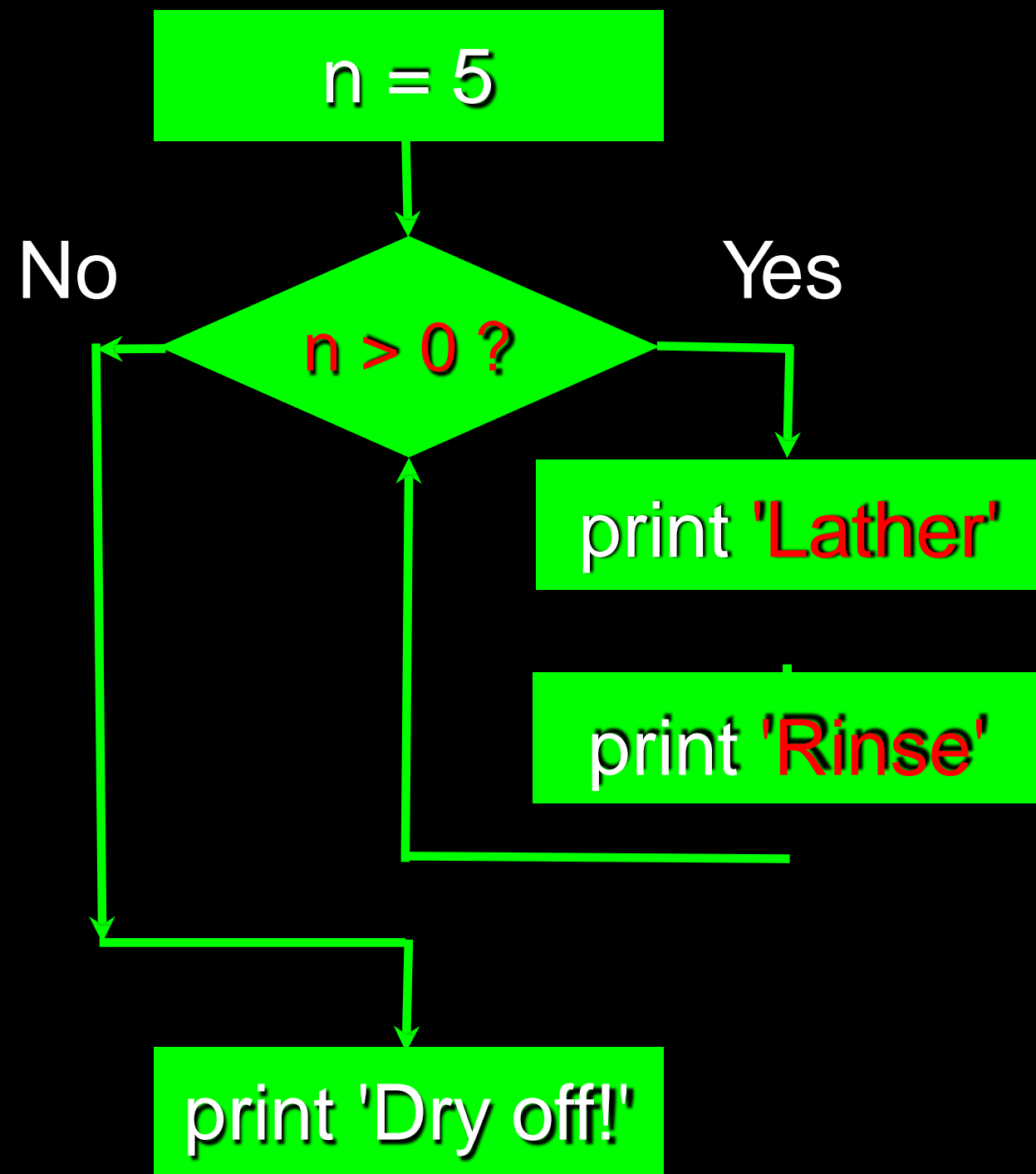
```
n = 5
while n > 0:
    print n
    n = n - 1
print 'Blastoff!'
print n
```

Output:

```
5
4
3
2
1
Blastoff!
0
```

Loops (repeated steps) have **iteration variables**, which change each time through a loop. Often these **iteration variables** go through a sequence of numbers.

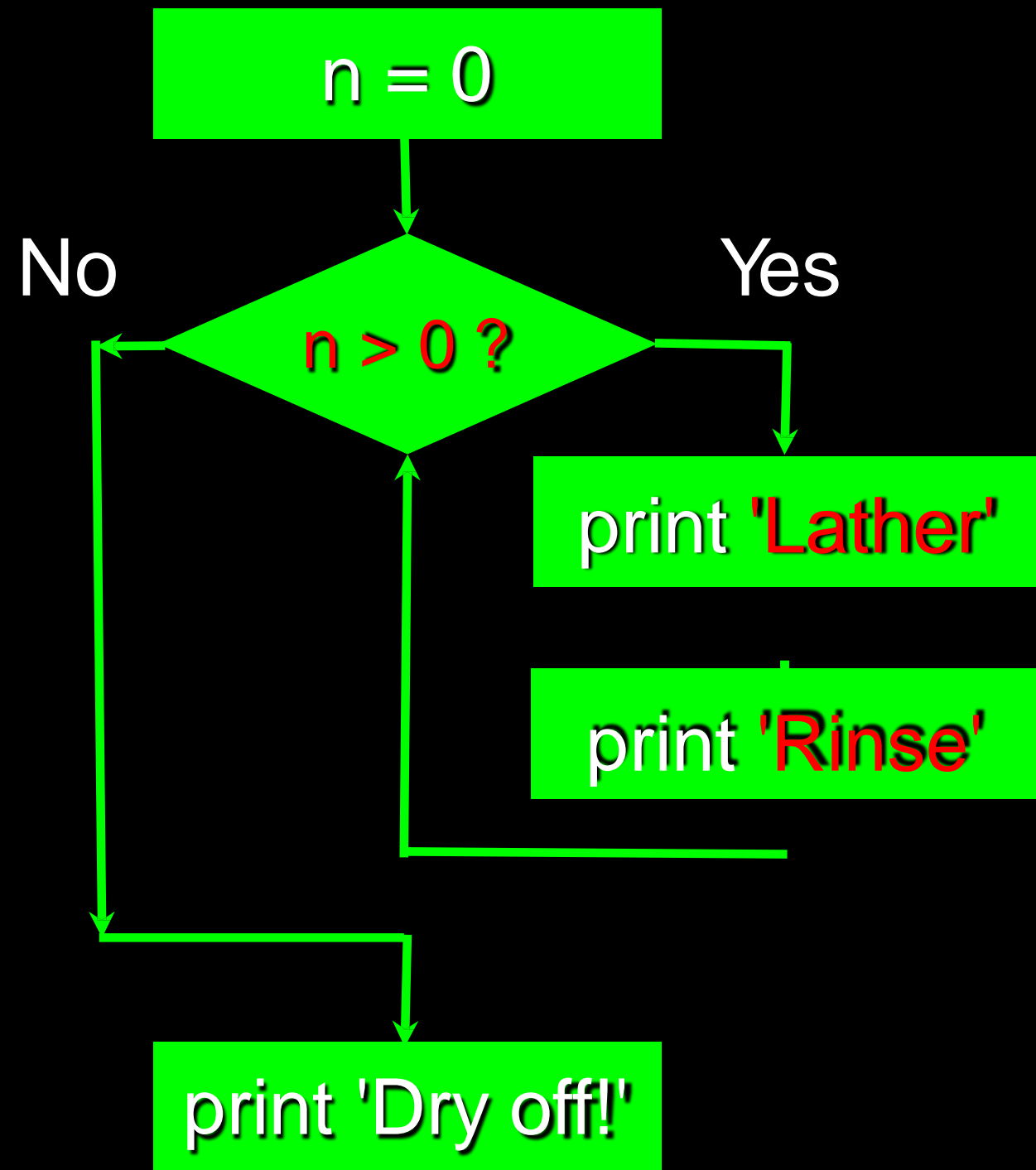
An Infinite Loop



```
n = 5
while n > 0 :
    print 'Lather'
    print 'Rinse'
print 'Dry off!'
```

What is wrong with this loop?

Another Loop



```
n = 0
while n > 0 :
    print 'Lather'
    print 'Rinse'
print 'Dry off!'
```

What does this loop do?

Breaking Out of a Loop

-- The **break** statement ends the current loop and jumps to the statement immediately following the loop

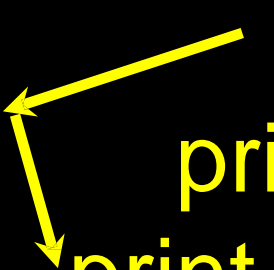
```
while True:
    line = raw_input('> ')
    if line == 'done':
        break
    print line
print 'Done!'
```

```
> hello there
hello there
> finished
finished
> done
Done!
```

Breaking Out of a Loop

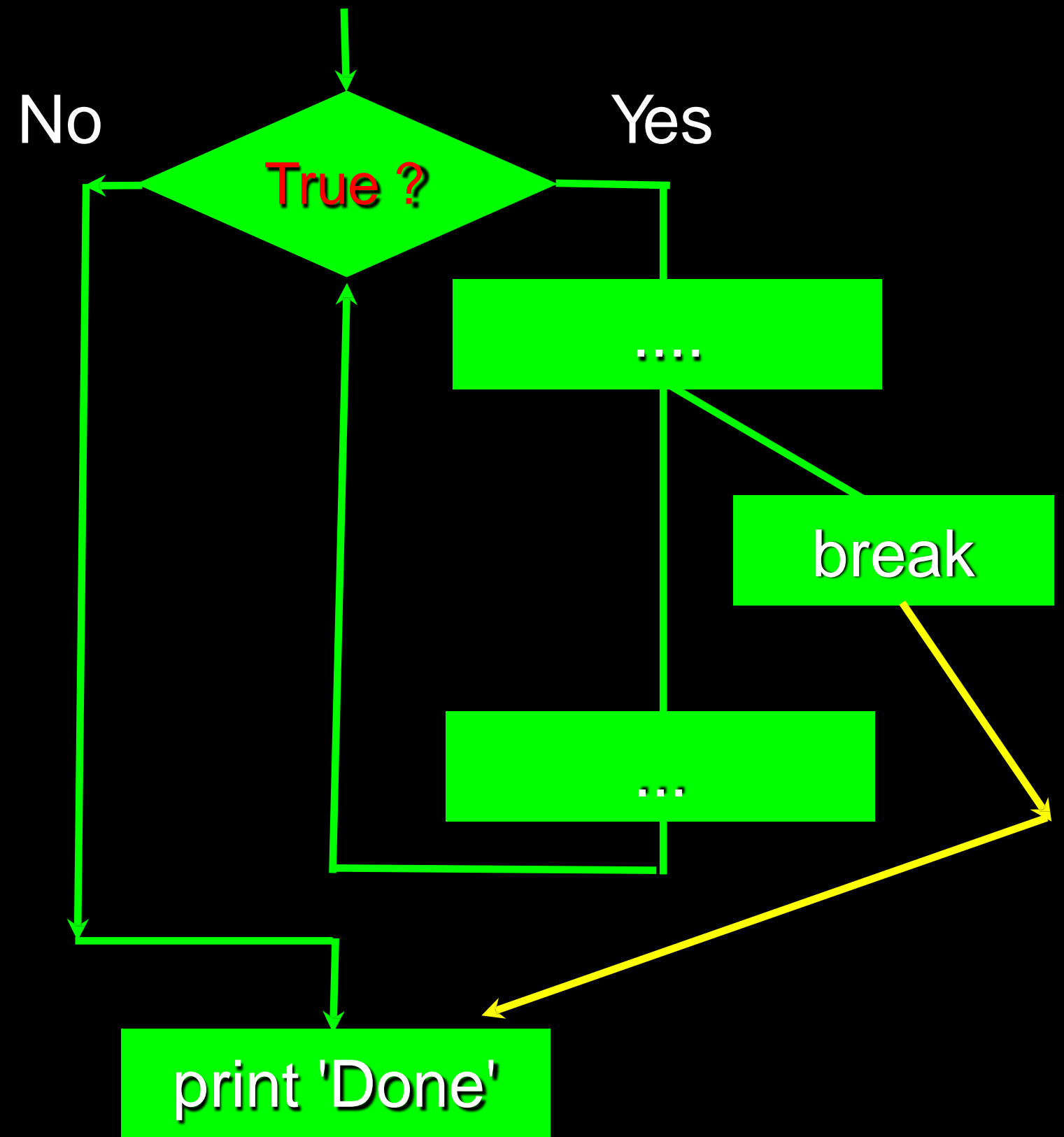
-- The **break** statement ends the current loop and jumps to the statement immediately following the loop

```
while True:
    line = raw_input('> ')
    if line == 'done':
        break
    print line
print 'Done!'
```



```
> hello there
hello there
> finished
Finished
> done
Done!
```

```
while True:
    line = raw_input('> ')
    if line == 'done':
        break
    print line
print 'Done!'
```



Finishing an Iteration with continue

-- The **continue** statement ends the current iteration and jumps to the top of the loop and starts the next iteration

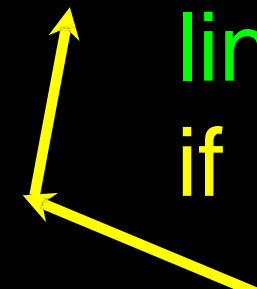
```
while True:
    line = raw_input('> ')
    if line[0] == '#':
        continue
    if line == 'done':
        break
    print line
print 'Done!'
```

```
> hello there
hello there
> # don't print this
> print this!
print this!
> done
Done!
```


Finishing an Iteration with continue

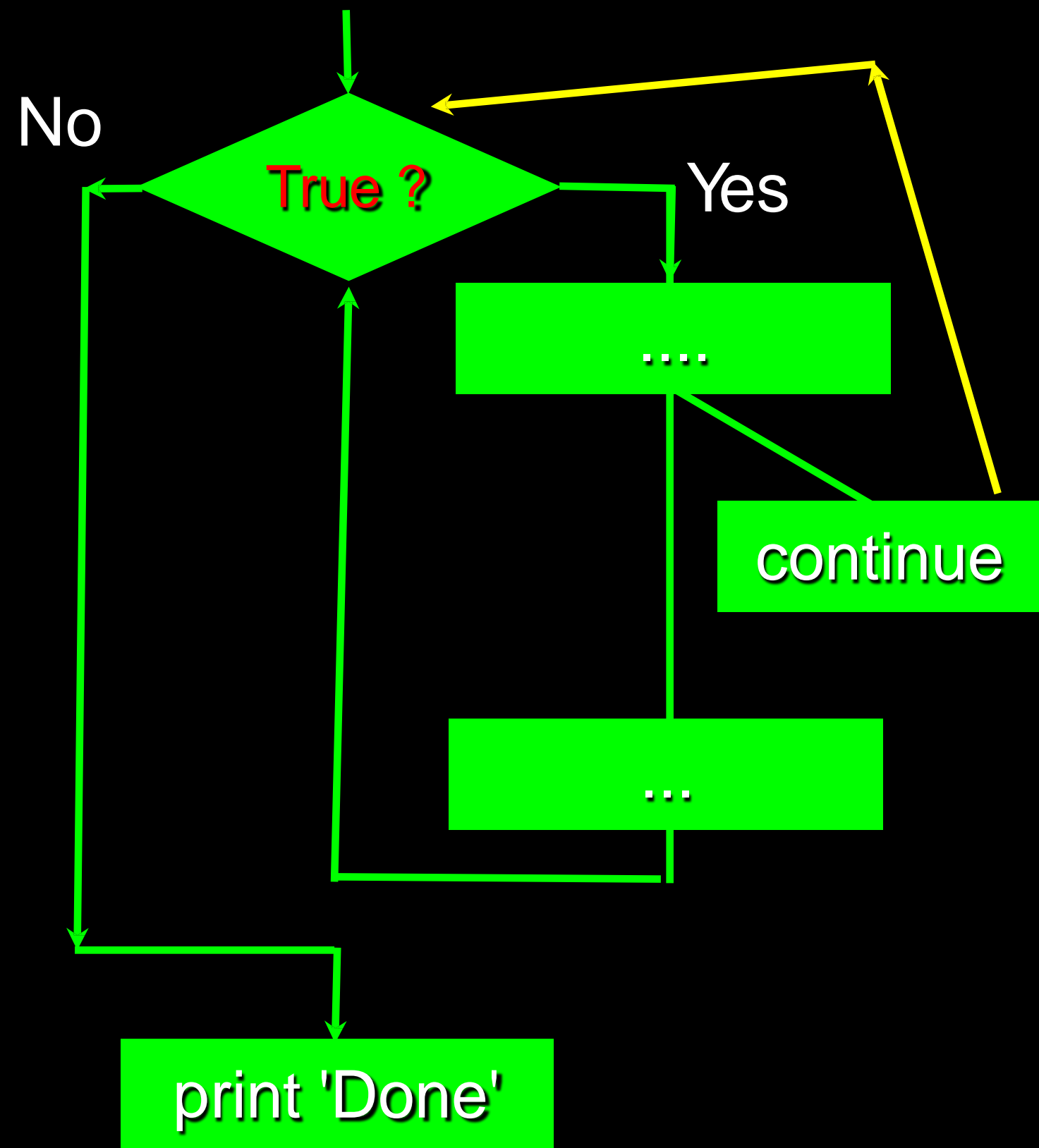
-- The `continue` statement ends the *current iteration* and jumps to the **top of the loop** and starts the next iteration

```
while True:
    line = raw_input('> ')
    if line[0] == '#':
        continue
    if line == 'done':
        break
    print line
print 'Done!'
```



```
> hello there
hello there
> # don't print this
> print this!
print this!
> done
Done!
```

```
while True:
    line = raw_input('> ')
    if line[0] == '#':
        continue
    if line == 'done':
        break
    print line
print 'Done!'
```



Indefinite Loops

- While loops are called "indefinite loops" because they keep going until a logical condition becomes **False**
- The loops discussed so far are pretty easy to examine to see if they will terminate or if they will be "infinite loops"

Definite Loops

- Often there is a **list** of items **in a file** - effectively a **finite set** of things
- Write a loop to run for each of the items in a set using the Python **for** construct
- These loops are called "**definite loops**" because they execute an exact number of times
- "**definite loops iterate through the members of a set**"

A Simple Definite Loop

```
for i in [5, 4, 3, 2, 1]:  
    print i  
print 'Blastoff!'
```

5

4

3

2

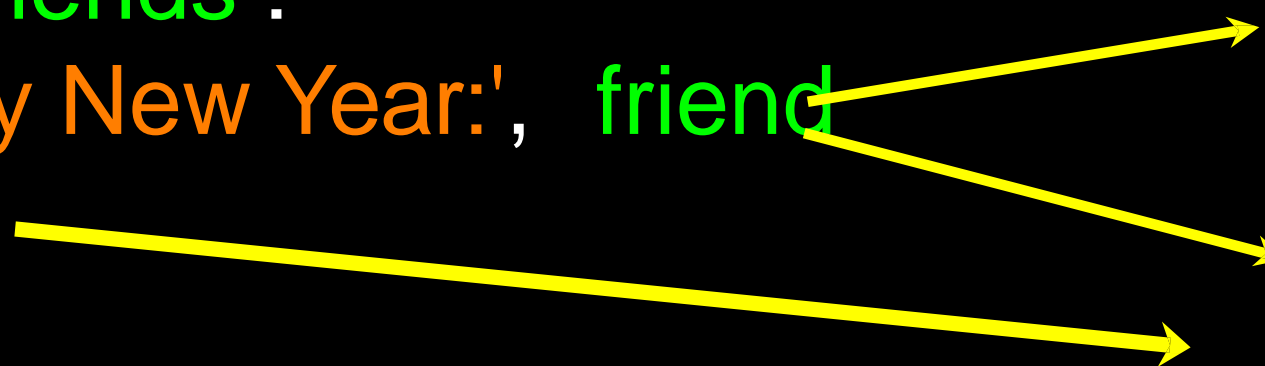
1

Blastoff!

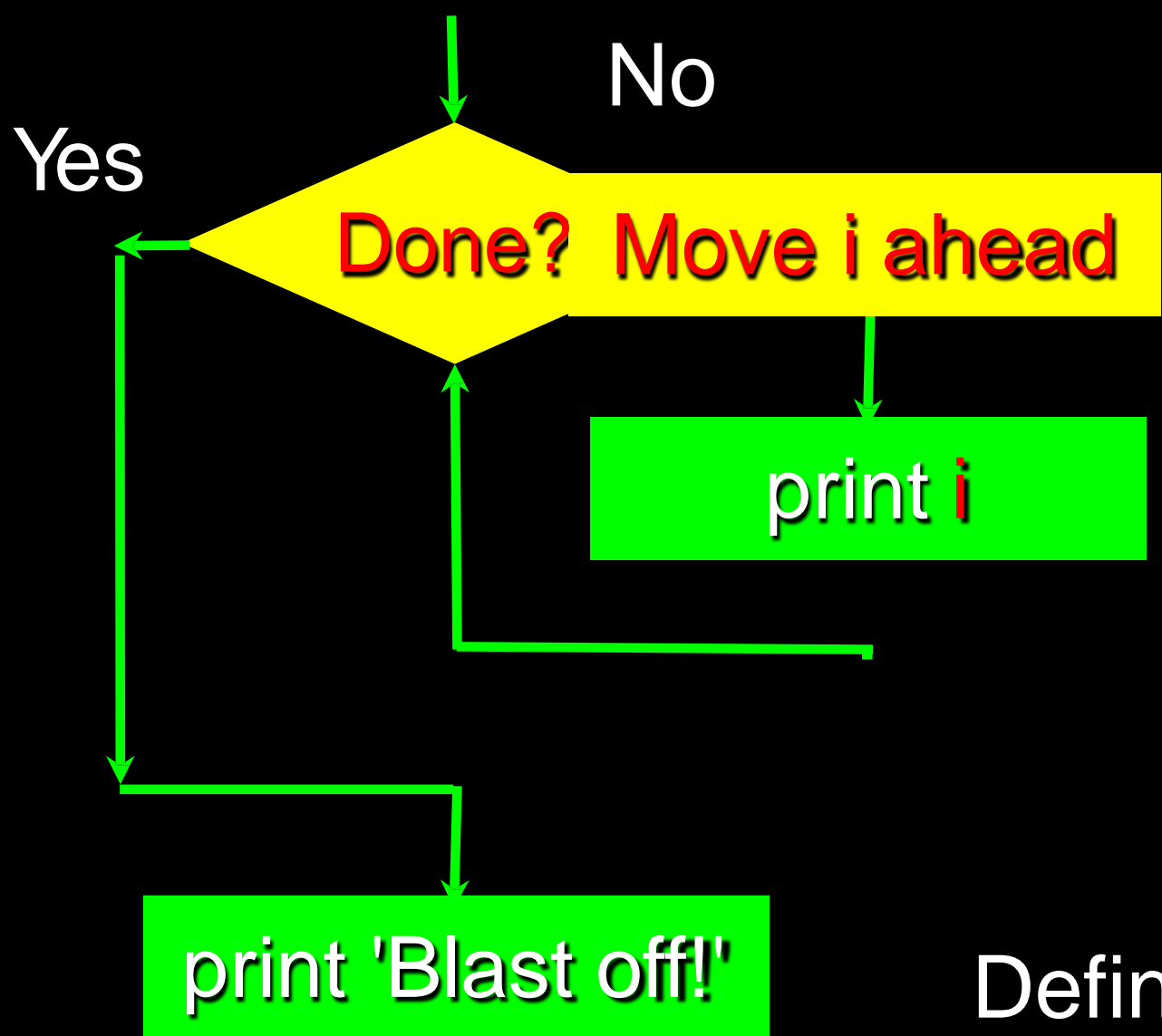
A Definite Loop with Strings

```
friends = ['Joseph', 'Glenn', 'Sally']  
for friend in friends :  
    print 'Happy New Year:', friend  
print 'Done!'
```

Happy New Year: Joseph
Happy New Year: Glenn
Happy New Year: Sally
Done!



A Simple Definite Loop



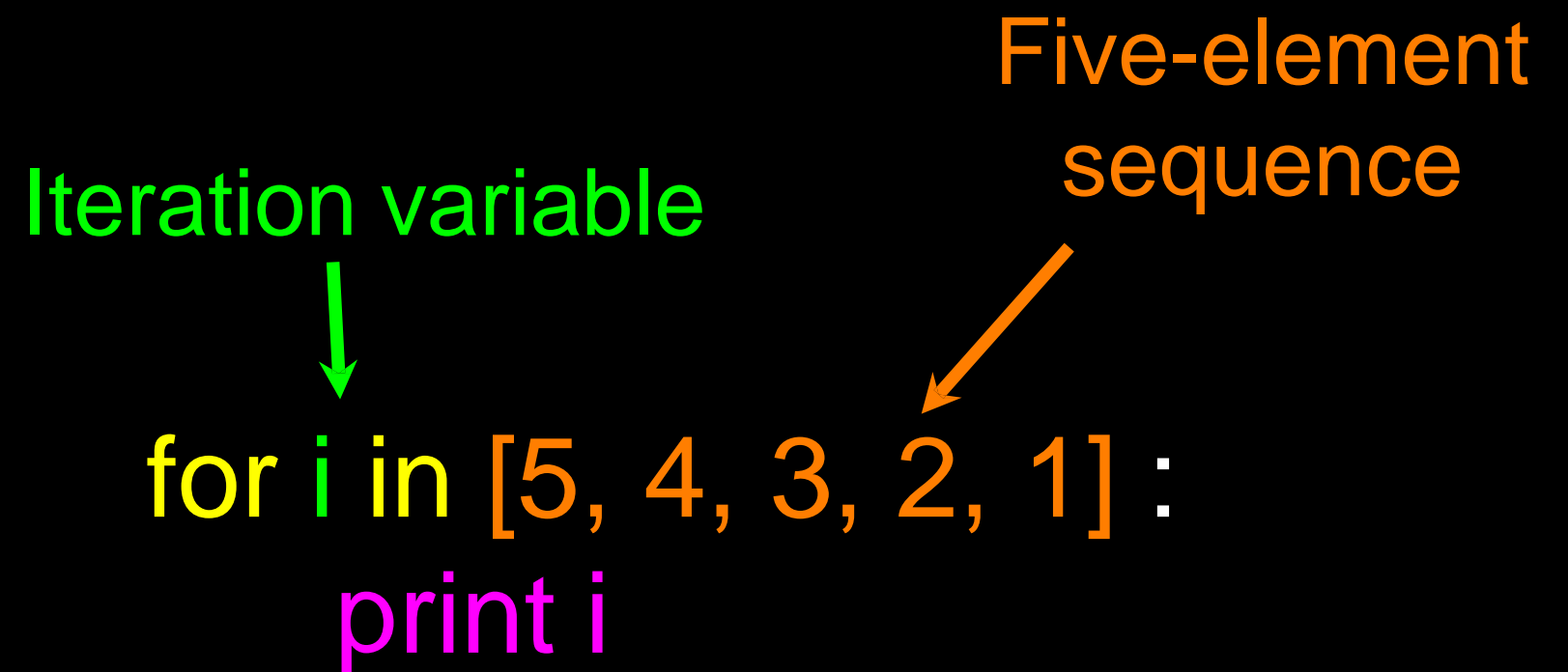
```
for i in [5, 4, 3, 2, 1]:  
    print i  
print 'Blastoff!'
```

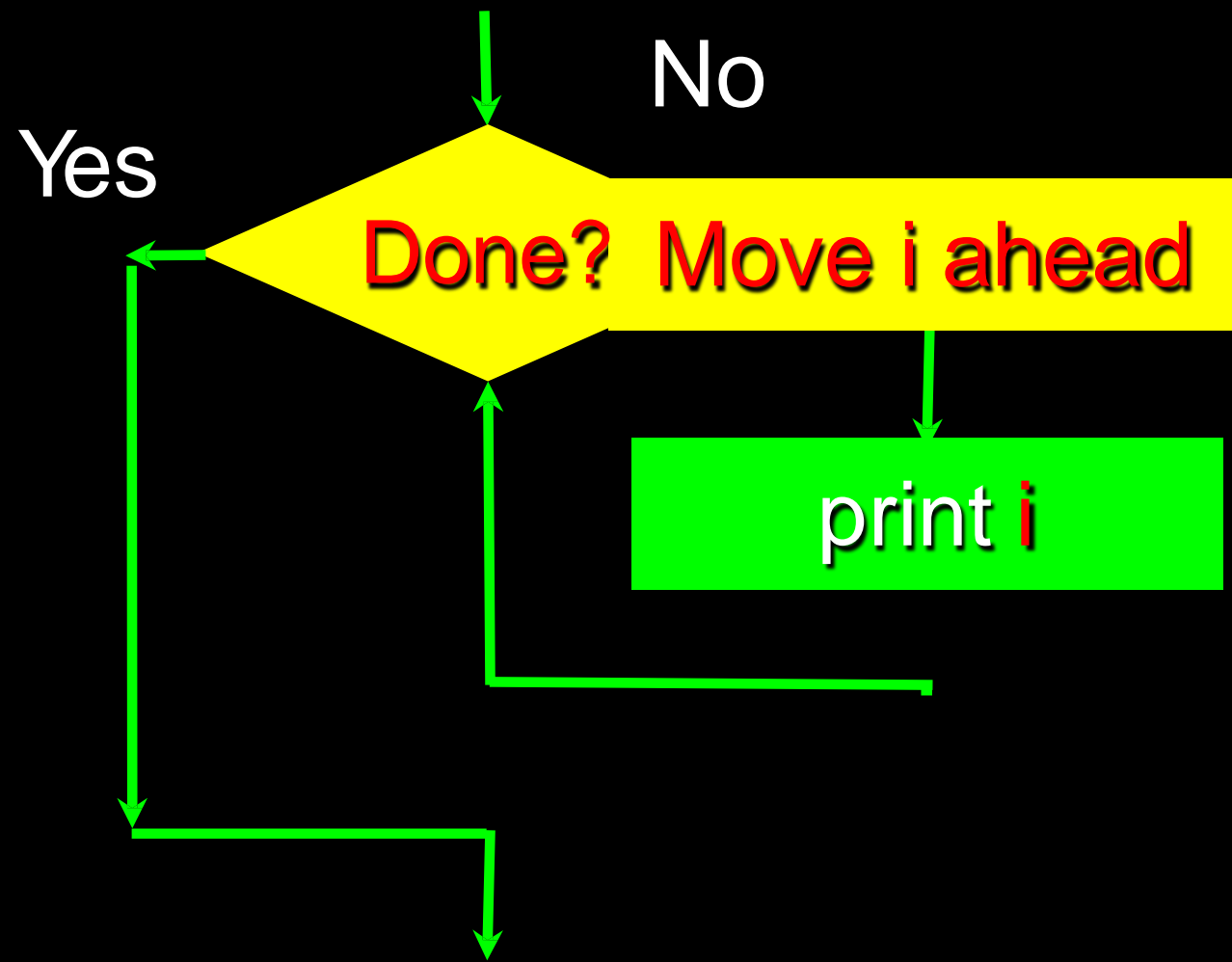
5
4
3
2
1
Blastoff!

Definite loops (for loops) have explicit **iteration variables** that change each time through a loop. These **iteration variables** move through the sequence or set.

Looking at **in**...

- The **iteration variable** “iterates” through the **sequence** (ordered set)
- The **block (body)** of code is executed once for each value **in** the **sequence**
- The **iteration variable** moves through all of the values **in** the **sequence**



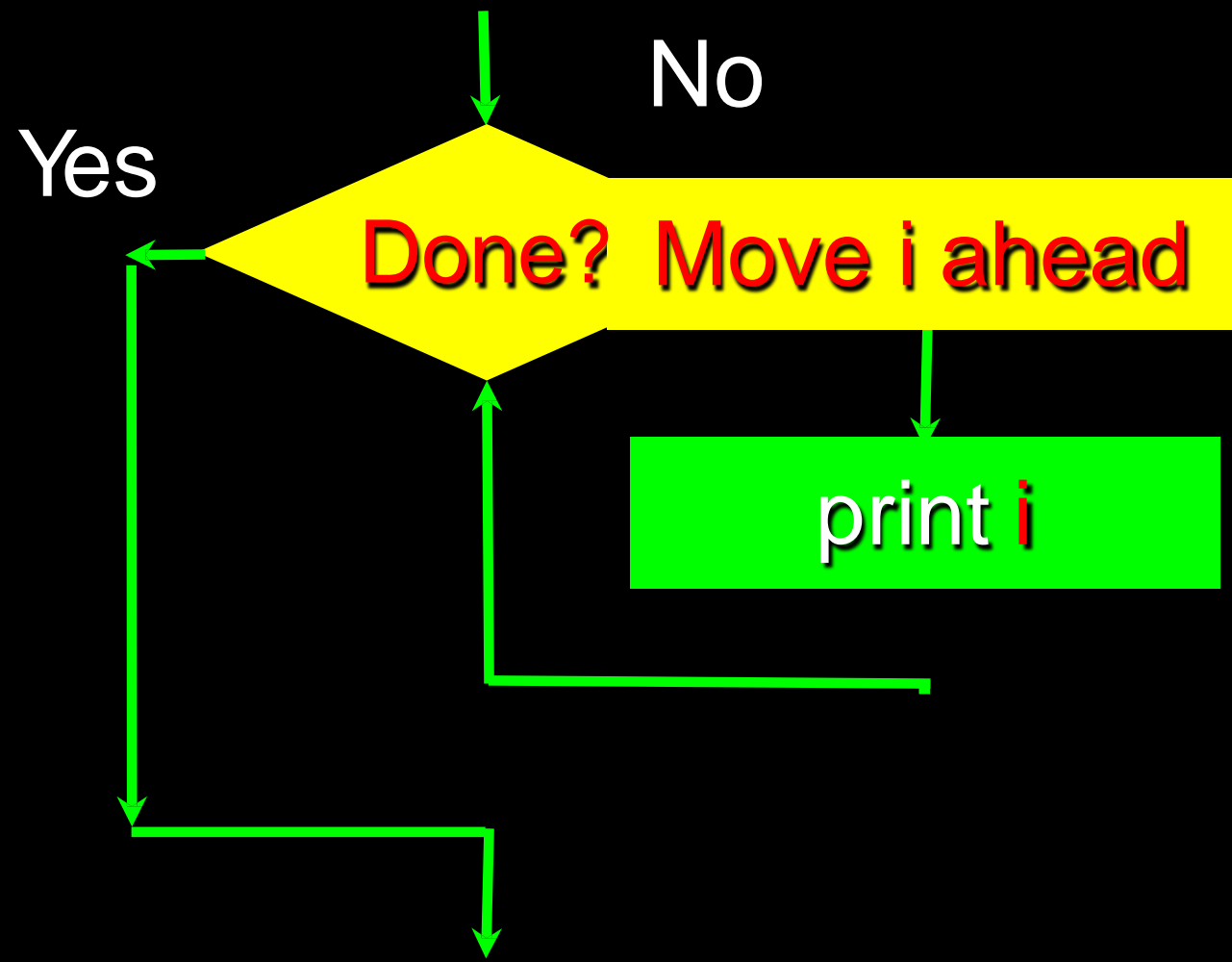


```
for i in [5, 4, 3, 2, 1]:  
    print i
```

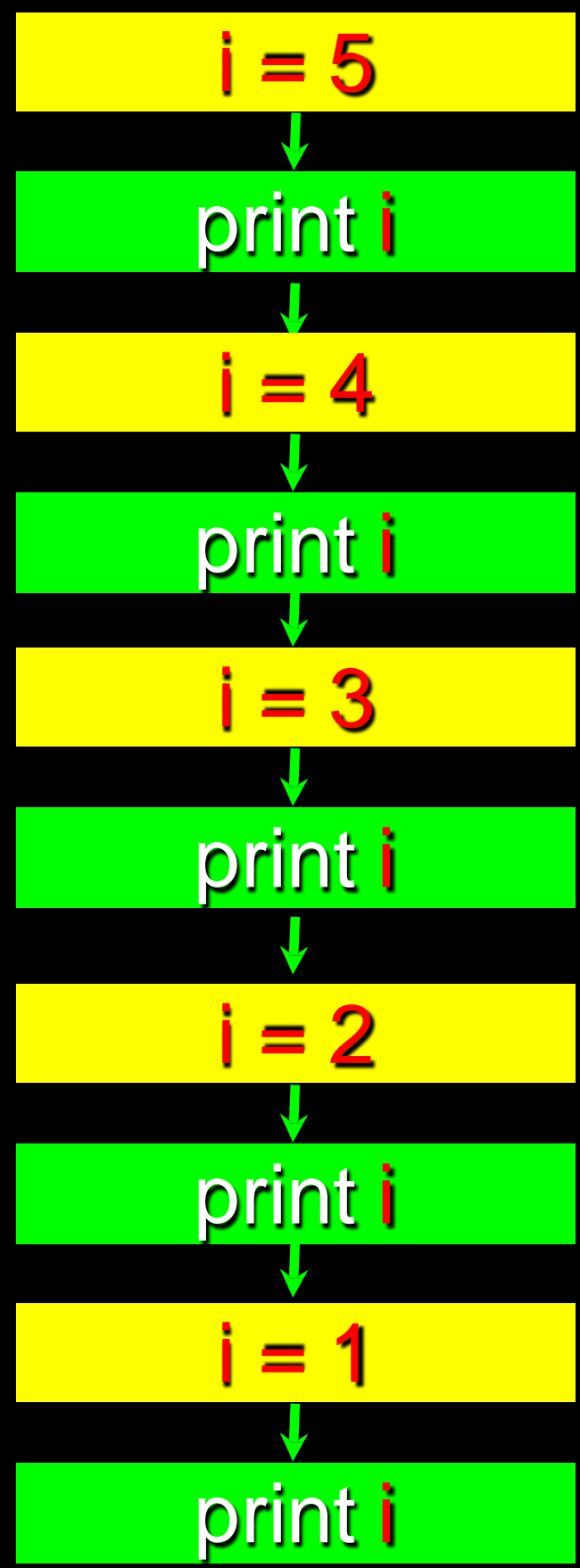
-- The **iteration variable** "iterates" through the **sequence** (ordered set)

-- The **block (body)** of code is executed once for each value **in** the **sequence**

-- The **iteration variable** moves through all of the values **in** the **sequence**



```
for i in [5, 4, 3, 2, 1]:  
    print i
```



The Loop:

What We Do in Loops

Note: Even though these examples are simple, the patterns apply to all kinds of loops

Making “smart” loops

Set some variables to
initial values

for thing in data:

Look for something or
do something to each
entry separately,
updating a variable.

Look at the variables.

Looping through a Set

```
print 'Before'  
for thing in [9, 41, 12, 3, 74, 15]:  
    print thing  
print 'After'
```

```
$ python basicloop.py
```

```
Before
```

```
9
```

```
41
```

```
12
```

```
3
```

```
74
```

```
15
```

```
After
```

What is the Largest Number?

What is the Largest Number?

3 4 1 7 1
 1 2 9 4 5

largest_so_far

-134174

Counting in a Loop

```
zork = 0
print 'Before', zork
for thing in [9, 41, 12, 3, 74, 15]:
    zork = zork + 1
    print zork, thing
print 'After', zork
```

```
$ python countloop.py
Before 0
1 9
2 41
3 12
4 3
5 74
6 15
After 6
```

To **count** how many times we execute a loop we introduce a **counter variable**, which starts at 0 and we add one to it each time through the **loop**

Summing in a Loop

```
zork = 0
print 'Before', zork
for thing in [9, 41, 12, 3, 74, 15]:
    zork = zork + thing
    print zork, thing
print 'After', zork
```

```
$ python countloop.py
Before 0
9 9
50 41
62 12
65 3
139 74
154 15
After 154
```

To **add up** a **value** we encounter in a loop, we introduce a **sum variable** that starts at 0 and we add the **value** to the sum each time through the loop

Finding the Average in a Loop

```
count = 0
sum = 0
print 'Before', count, sum
for value in [9, 41, 12, 3, 74, 15]:
    count = count + 1
    sum = sum + value
    print count, sum, value
print 'After', count, sum, sum / count
```

```
$ python averageloop.py
Before 0 0
1 9 9
2 50 41
3 62 12
4 65 3
5 139 74
6 154 15
After 6 154 25
```

An **average** just combines the **counting** and **sum** patterns and **divides** when the loop is done

Filtering in a Loop

```
print 'Before'  
for value in [9, 41, 12, 3, 74, 15]:  
    if value > 20:  
        print 'Large number',value  
print 'After'
```

```
$ python search1.py  
Before  
Large number 41  
Large number 74  
After
```

We use an **if statement** in the **loop** to catch / filter the values we are looking for.

Search Using a Boolean Variable

```
found = False
print 'Before', found
for value in [9, 41, 12, 3, 74, 15]:
    if value == 3:
        found = True
        print found, value
print 'After', found
```

```
$ python search1.py
Before False
False 9
False 41
False 12
True 3
True 74
True 15
After True
```

To search and know if a value was found - a variable starts at **False** and is set to **True** as soon as the value is found

What is the Smallest Number?

9 4 1 3 7 1
1 2 4 5

smallest_so_far

-1

What is the **Smallest** Number?

9 4 1 3 7 1
1 2 4 5

largest_so_far

None 9 3

Finding the **smallest** value

```
smallest = None
print 'Before'
for value in [9, 41, 12, 3, 74, 15]:
    if smallest is None:
        smallest = value
    elif value < smallest:
        smallest = value
    print smallest, value
print 'After', smallest
```

```
$ python smallest.py
```

```
Before
```

```
9 9
```

```
9 41
```

```
9 12
```

```
3 3
```

```
3 74
```

```
3 15
```

```
After 3
```

Determine a **smallest** variable -- The first time through the loop **smallest** is **None** so the first **value** to be the **smallest**

The "is" and "is not" Operators

```
smallest = None
print 'Before'
for value in [3, 41, 12, 9, 74, 15]:
    if smallest is None:
        smallest = value
    elif value < smallest:
        smallest = value
    print smallest, value
print 'After', smallest
```

-- Python has an "is" operator that can be used in logical expressions

-- Implies 'is the same as'

-- Similar to, but stronger than ==

-- 'is not' also is a logical operator